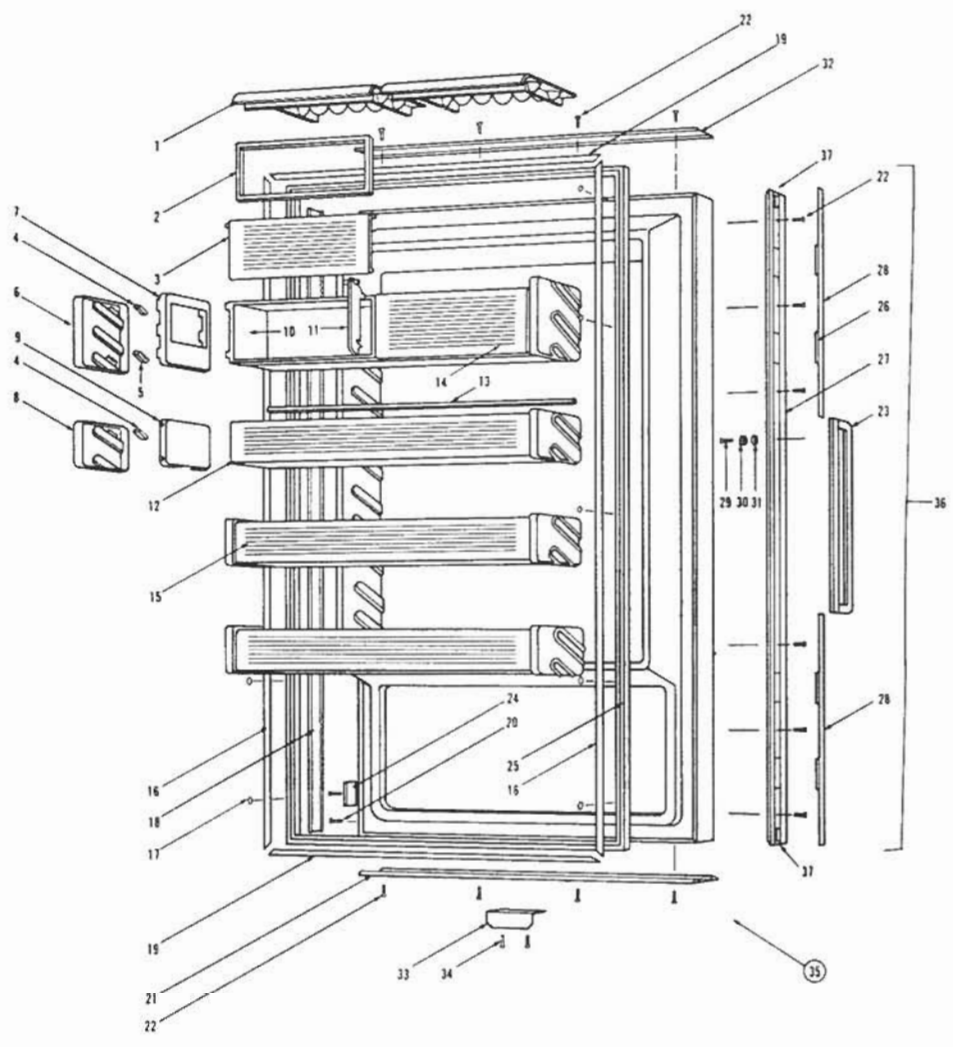


501R DOOR VIEW

Ref.	Part No.	Description	Ref.	Part No.	Description
1	3410980	Egg Tray	22	6200720	Screw, #8-18 x 1/2 PH Truss HD
2	3210710	Dairy Door Seal	23	NLA	See EH501
3	3515600	Dairy Door	24	3450460	Door Trim Clip
4	3550440	Door Shelf Retainer	25	3211140	Door Gasket
5	3550490	Dairy Compartment Retainer	26	3450450	Molding Magnet - 3"
6	3600851	Dairy Compartment Outer End Cap, RS	27	2225801	Door Trim, Handle Side (45° Miter - For D-Style Handle)
	3600852	Dairy Compartment Outer End Cap, LS		2225803	Door Trim, Handle Side (Valanced - For D-Style Handle)
7	3600891	Dairy Compartment Inner End Cap, RS	28	4131030	D-Style Handle Molding Assembly (For Mitered Trim)
	3600892	Dairy Compartment Inner End Cap, LS		4131170	D-Style Handle Molding Assembly (For Valanced Trim)
8	3600751	Door Shelf Outer End Cap, RS	29	6200780	Screw, #10-24 x 1/2" PH Hex Washer
	3600752	Door Shelf Outer End Cap, LS			
9	3600761	Door Shelf Inner End Cap, RS	30	6240020	Star Washer, 3/16"
	3600762	Door Shelf Inner End Cap, LS	31	6240240	Flat Washer, 1/4"
10	3600860	Dairy Compartment	32	2225408	Door Trim, Top RH/Bottom LH, 45° Miter on Handle Side
11	3421060	Dairy Compartment Center Divider		2225409	Door Trim, Top LH/Bottom RH, 45° Miter on Handle Side
12	3600970	Door Shelf		2225402	Door Trim, Top RH/Bottom LH (Valanced Handle)
13	3510710	Door Shelf Support		2225403	Door Trim, Top LH/Bottom RH (Valanced Handle)
14	4330300	Dairy Compartment Assembly			
15	4330250	Door Shelf Assembly			
16	3420250	Gasket Retainer, Side, 57.875"			
17	6200410	Screw, #8 x 1/2" Slot Head Hex			
18	2225301	Door Trim, Hinge Side	33	0180281	Switch Depressor, White
19	3420220	Gasket Retainer, 33.312"	34	6200020	Screw, #7-16 x 1/2" Pan HD
20	6180040	Pop Rivet, 3/16x1/8 Grip	35	4131121	Door Assembly, Ref; RH
21	2225408	Door Trim, Top RH/Bottom LH, 45° Miter on Handle Side		4131122	Door Assembly, Ref; LH
	2225409	Door Trim, Top LH/Bottom RH, 45° Miter on Handle Side	36	NLA	See EH501
	2225402	Door Trim, Top RH/Bottom LH (Valanced Handle)		NLA	See EH501
	2225403	Door Trim, Top LH/Bottom RH (Valanced Handle)	37	4200760	Door Trim Components for D-Style Valanced Handle
				4200690	D-Style Handle End Cap Replacement Components

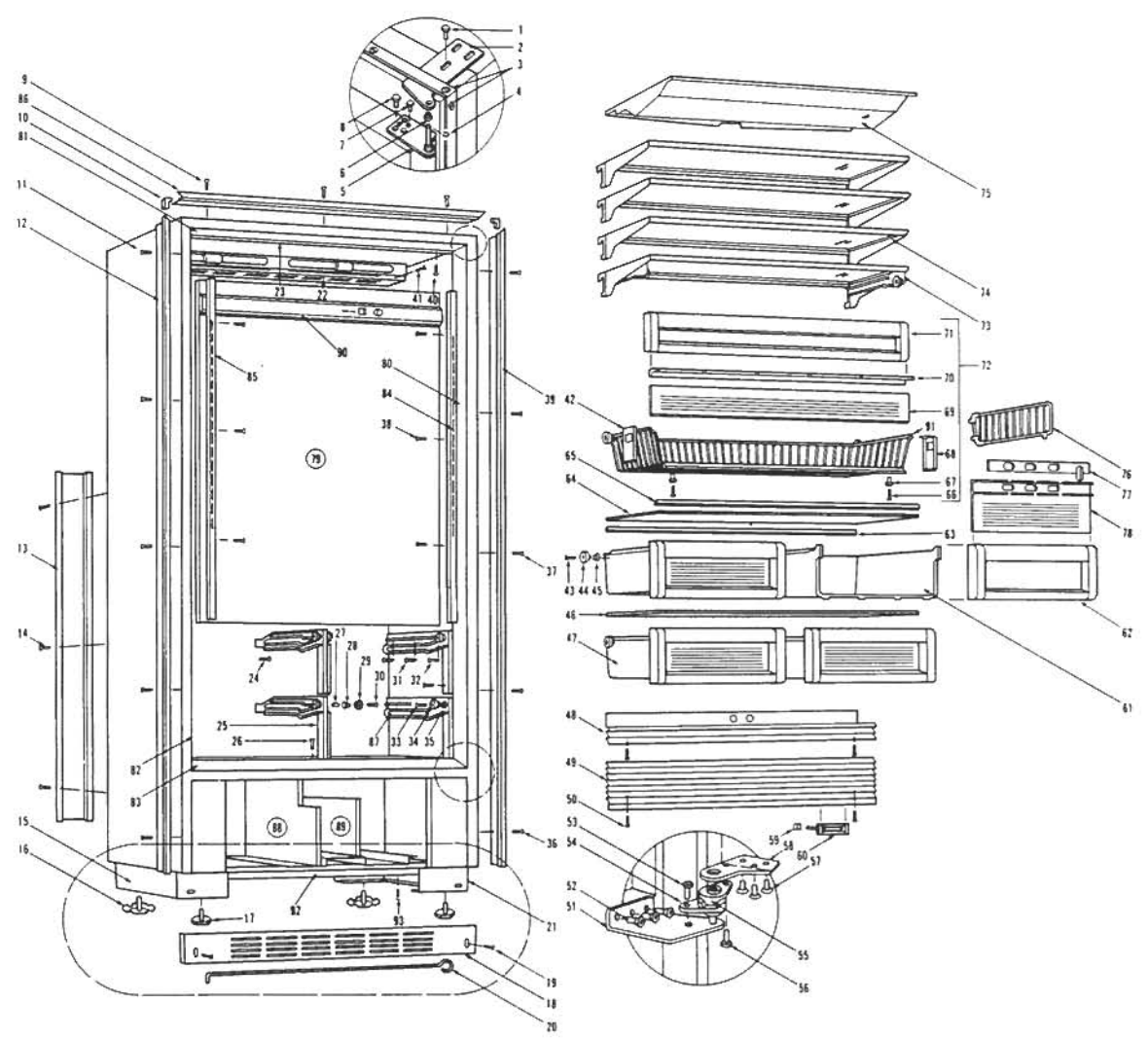
501R DOOR VIEW



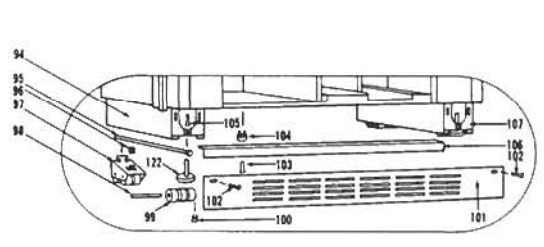
501R COSMETIC VIEW

Ref.	Part No.	Description	Ref.	Part No.	Description
1	6110070	Bolt, 1/4-20x3/4 Spinlock Zinc	68	3411001	Refrigerator Roll-Out Basket Retainer, RH
2	0182560	Cabinet Hinge, Top	69	3500280	Refrigerator Roll-Out Basket Glass
3	6200070	Screw, #4-24 x 3/8" Flat HD	70	3600920	Refrigerator Roll-Out Basket Glass Retainer
4	3450270	E-Ring / Retaining Ring	71	3410890	Refrigerator Roll-Out Basket Front
5	4150771	Door Hinge, Top; RH	72	4180850	Basket Assembly, Ref Roll-out
	4150772	Door Hinge, Top; LH	73	4180790	Shelf Assembly, Ref Roll-out Basket
6	3420070	Hinge Bearing	74	NLA	Refrigerator Shelf Glass - See 4180760
7	6200210	Screw, #8-32 x 1/2" Flat Head		4180760	Glass Shelf Assembly
8	6110010	Bolt, #10-24 x 1/2" Flat Head UC	75	4200840	Light Diffuser/Fan Shroud Replacement Components
9	6200010	Screw, #10-12 x 3/4" Pan HD	76	3411160	Ref Roll-Out Bskt Divider
10	2210701	Main Frame Angle	77	3411052	Vent Slide
11	6200210	Screw, #8-32 x 1/2" Flat Head	78	3411042	Crisper Drawer Glass
12	2225611	Left Side Main Frame, RH Dr Swing	79	0200720	Cold Plate Cover / Evaporator Cover
	2225612	Left Side Main Frame, LH Dr Swing	80	1807300	Breaker Strip, 6' Length - NOTE: Must be cut to length
13	0165380	Back Cover	81	1807300	Breaker Strip, 6' Length - NOTE: Must be cut to length
14	6200230	Screw, #8-18 x 1/2" Hex Head	82	1807300	Breaker Strip, 6' Length - NOTE: Must be cut to length
15	4110022	Left Base Assembly	83	1807300	Breaker Strip, 6' Length - NOTE: Must be cut to length
16	3570020	Rear Leveling Leg, #18-3/8 x 1-1/2"	84	3601091	Cabinet Shelf Ladder, RS
17	3570050	Leveling Leg, #18-3/8 x 1"	85	3601092	Cabinet Shelf Ladder, LS
18	0164770	Kickplate, 3.44 x 35.5	86	2225618	Top Main Frame, RH Dr Swing
19	6200050	Screw, #10-12 x 1/2" Pan HD		2225619	Top Main Frame, LH Dr Swing
20	3570030	Leveling Rod, 26-3/4"	87	3410941	Crisper Slide, RS
21	4110021	Right Base Assembly		3410942	Crisper Slide, LS
22	0211680	Refrigerator Fan Guard		4180931	Crisper Slide Assembly, RS
23	0211380	Refrigerator Light Diffuser Retainer		4180932	Crisper Slide Assembly, LS
24	6200140	Screw, #8-15 x 3/8" Truss Head	88	4280510	Condenser Fan Shroud Assembly
25	3410960	Center Crisper Slide	89	4280200	Compressor Shroud Assembly
	4180940	Crisper Slide Assy; Center	90	3012600	Control Panel - NOTE: Also order three 6230530.
26	3550460	White Caplug	91	4180850	Basket Assembly, Ref Roll-out
27	3550450	Hex Insert	92	0165410	Kickplate Support
28	3430080	Roller Bushing	93	6200010	Screw, #10-12 x 3/4" Pan HD
29	3421100	Crisper Roller; Narrow	94	4110333	Base Assembly (w/rollers)
30	6200740	Screw, #10-32 x 11/16" PH Flat HD UC	95	6110520	Adjusting Screw
31	6200450	Screw, #8 x 1" Type AR Flat	96	6150670	J-Nut, #10-24
32	6200450	Screw, #8 x 1" Type AR Flat	97	4110331	Base Rear Roller Assy
33	6200730	Screw, #10-16 x 3/4" PH Flat HD UC	98	3550560	Straight Pin, Base Assy - .312" x 2.88"
34	3421110	Crisper Roller	99	3421240	Cabinet Roller (3 per side)
35	3430080	Roller Bushing	100	3450620	Canoe Clip
36	6200210	Screw, #8-32 x 1/2" Flat Head	101	0166150	Kickplate, Vented
37	6200210	Screw, #8-32 x 1/2" Flat Head		4200871	Kickplate, Solid
38	6200710	Screw, #8-18 x 3/8" Fillister HD	102	6200050	Screw, #10-12 x 1/2" Pan HD
39	2225604	Right Side Main Frame, RH Dr Swing	103	6200010	Screw, #10-12 x 3/4" Pan HD
	2225605	Right Side Main Frame, LH Dr Swing	104	6220050	Screw Grommet, 1/2" x 5/8"
40	6200140	Screw, #8-15 x 3/8" Truss HD	105	6200010	Screw, #10-12 x 3/4" Pan HD
41	6200130	Screw, #8-18 x 3/4" Truss HD	106	0166070	Kickplate Support
42	3411002	Refrigerator Roll-Out Basket Retainer, LH	107	4110333	Base Assembly (w/rollers) - Right or Left
43	6200730	Screw, #10-16 x 3/4" PH Flat HD UC	108	6110010	Bolt, #10-24 x 1/2" Flat Head UC
44	3421110	Crisper Roller	109	6200210	Screw, #8-32 x 1/2" Flat Head
45	3430080	Roller Bushing	110	3450570	Door Closer Cushion
46	4151090	Crisper Tray Assembly	111	3421310	Door Closer Guide
47	4180910	Crisper Drawer Assembly	112	0165970	Door Closer Guide Support
48	2226201	Grille Top, RH Dr Swing	113	4151231	Cabinet Hinge Assembly, Bot; RH
	2226202	Grille Top, LH Dr Swing		4151232	Cabinet Hinge Assembly, Bot; LH
49	4240500	Louvered Grille	114	4201113	Door Closer Assembly, RH
50	6200790	Screw, #8-18 x 1/2" Black		4201114	Door Closer Assembly, LH
51	4151141	Cabinet Hinge, Bot; RH	115	3421260	Door Closer Bearing
	4151142	Cabinet Hinge, Bot; LH	116	3450550	E-Ring / Klipring, 5/16"
52	6110010	Bolt, #10-24 x 1/2" Flat Head UC	117	6110070	Bolt, 1/4-20x3/4 Spinlock Zinc
53	6110270	olt, #10-32 x 1/4" RD HD	118	3421270	Hinge Bearing, 3/8" x 5/8"
54	3420681	Bottom Cabinet Hinge Cam, RH	119	4151241	Door Hinge, Bot; RH
	3420682	Bottom Cabinet Hinge Cam, LH		4151242	Door Hinge, Bot; LH
55	3420690	Bottom Door Hinge Cam (RH & LH)	120	6160220	Steel Spacer
56	6110270	Bolt, #10-32 x 1/4" RD HD	121	DS90	Door Stop-90 Degree
57	6110010	Bolt, #10-24 x 1/2" Flat Head UC		DS105	Door Stop-105 Degree
58	0182381	Door Hinge, Bottom; RH	122	3570050	Leveling Leg, #18-3/8 x 1"
	0182382	Door Hinge, Bottom; LH	123	0183140	Cabinet Hinge Stiffener
59	6150140	Spring Grip Nut, 1/8"	124	6110450	Bolt, 1/4-20 x 1/2" Whiz Lock
60	3580110	Name Plate			
61	3411022	Crisper Drawer			
62	3411032	Crisper Front			
63	1301900	Rear Crisper Seal			
64	4151060	Crisper Glass Assembly			
65	2301601	Front Crisper Glass Seal			
66	6200700	Screw, #6-20 x 5/8" PH Flat HD SS			
67	6220320	Screw Grommet			

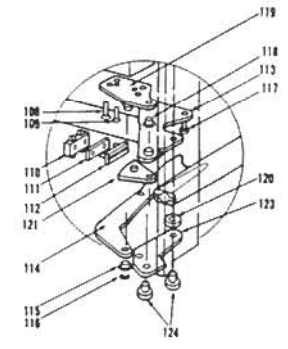
501R COSMETIC VIEW



Use prior to Serial No. M834653/P835903



Use after Serial No. M834654/P835904



501R SEALED SYSTEM VIEW

Ref.	Part No.	Description	Ref.	Part No.	Description
1	6110270	Bolt, #10-32 x 1/4" RD HD	40	3090010	Compressor Base Valve - Fits on 5/16 " OD Tubing
2	3150450	Fan Blade, Evap, Blk, 5 prop, 5 1/2"	41	3150010	Rubber Grommet, Small, 5/8"
3	2604153	Condensate Heater Loop		3150170	Rubber Grommet, Large, 15/16"
4	6200130	Screw, #8-18 x 3/4" Truss HD	42	6240050	Flat Washer, 5/16"
5	3520120	Brass Insert, Fan Bracket	43	6200300	Screw, 5/16-18 x 1-1/2 Hex
6	3220250	Grommet, 3/16" x 7/16" x 9/32"	44	****	Relay
7	0211620	Refrigerator Fan Bracket	45	****	Overload
8	4200720	Evaporator Fan Motor Replacement Components	46	6150410	Nut, 1/4-20
9	4322270	Cabinet Wiring Harness-Madison	47	3150320	Fan Blade, Cond, 5 prop, 7"
	4322410	Cabinet Wiring Harness-Phoenix	48	3210340	Neoprene Silencer, 7/8"
10	4160520	Fan Shroud Assembly	49	4200740	Condenser Fan Motor Replacement Components
11	4251000	Heat Exchanger	50	6200490	Screw, #8-32 x 3/8" Slotted Hex T25
12	3011140	Accumulator	51	3220160	Grommet, 3/16" x 7/16" x 9/32"
13	3130240	Evaporator Coil	52	3520120	Brass Insert, Fan Bracket
14	6200140	Screw, #8-15 x 3/8" Truss HD	53	6200430	Screw, #8-18 x 1/2" PH Type-B Pan Head
15	6120050	Tube Clamp; Plastic, 5/8"	54	2801603	Fan Bracket, Cond
16	6200140	Screw, #8-15 x 3/8" Truss HD	55	6200140	Screw, #8-15 x 3/8" Truss HD
17	1601400	Drain Tube, Wire - 1/2" x 72"	56	4190150	Drain Trough Assembly
18	3220140	Strain Relief Bushing	57	3012560	Control Knob
19	6120050	Tube Clamp; Plastic, 5/8"	58	3012810	Control Indicator
20	6200010	Screw, #10-12 x 3/4" Pan HD	59	6200140	Screw, #8-15 x 3/8" Truss HD
21	3120230	Condenser	60	6200130	Screw, #8-18 x 3/4" Truss HD
22	6200020	Screw, #7-16 x 1/2" Pan HD	61	6200090	Screw, #8-15 x 1-3/4" Truss HD
23	3014230	Filter-Drier, High Side	62	6180010	Pop Rivet, 1/8"
24	3060020	Fan Switch, Normally Open	63	4201260	Control, Refrig
25	3060030	Light Switch, Normally Closed	64	6150320	Nut-Pal, #8-32
26	6110020	Bolt, #10-24 x 3/8" Truss HD	65	3030040	Light Bulb, Long/Narrow; 40 Watt
27	6110020	Bolt, #10-24 x 3/8" Truss HD	66	6220340	Screw Grommet / Stand-off
28	4280510	Condenser Fan Shroud Assembly	67	3050020	Light Socket, 3/4 Double
29	6110020	Bolt, #10-24 x 3/8" Truss HD	68	3030070	Light Bulb, 7W
30	4201670	Service Replacement Compressor	69	3050070	Light Socket
31	0164970	Drain Pan, Plastic	70	4321820	Power Cord
	2604153	Condensate Heater Loop	71	4151040	Control Bracket Assembly
32	0165010	Drain Pan Support	72	0163600	Switch Housing
33	6200010	Screw, #10-12 x 3/4" Pan HD	73	6150160	Nut, #8-32 Hex
34	4322280	Compressor Wiring Harness	75	6110050	Bolt, #8-32 x 3/8" Truss HD
35	****	Running Capacitor	76	6240020	Star Washer, 3/16"
36	****	Compressor Cap Strap	77	4200850	Light Terminator Kit
37	****	Compressor Cap			
38	1801000	Nylon Compressor Mount			
39	NLA	Valve Cap - See 3090010; 3090100; 3090210; 3090220			

501R SEALED SYSTEM VIEW

